




Poland. Rapeseed Market Trends & Scenarios

Julia Garkavenko

 **UkrAgroConsult**



We counsel business that feeds the world



MARKING A MILESTONE

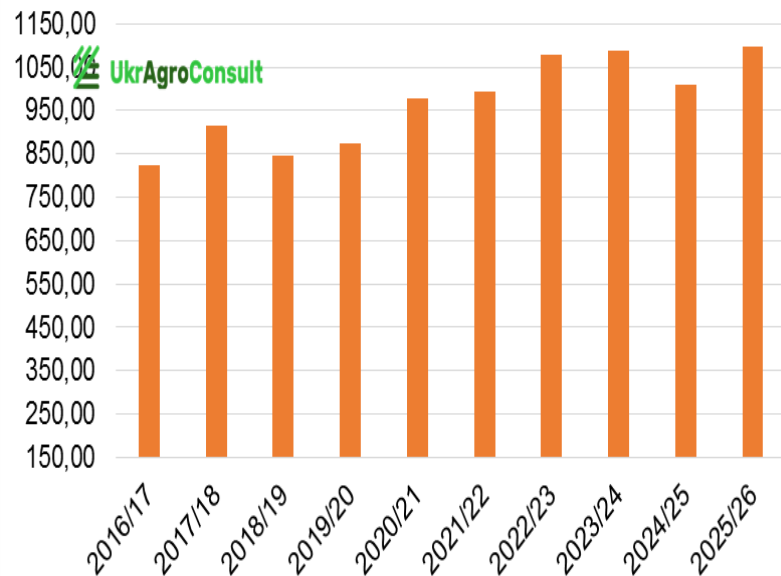
Oilseeds production in Poland, kmt

+

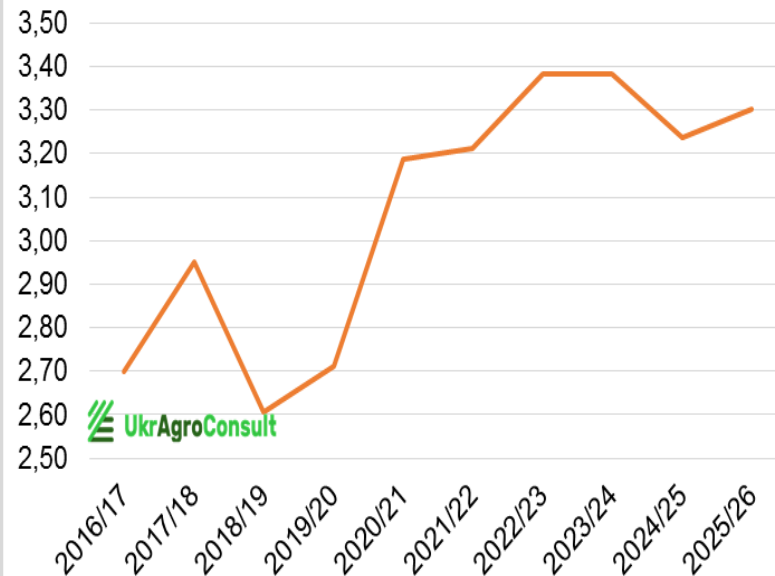
	2016	2017	2018	2019	2020	2021	2022	2023	2024	2025
Rapeseed	2219	2697	2202	2373	3120	3191	3647	3739	3268	3622
Sunflower seed	4	6	10	4	16	34	65	60	43	63
Soybean	15	20	10	15	16	21	43	46	80	100
Linseed	8	9	7	5	7	5	2	4	2	4
Total Oilseeds	2246	2733	2229	2398	3159	3251	3758	3850	3394	3788

Rapeseed in Poland

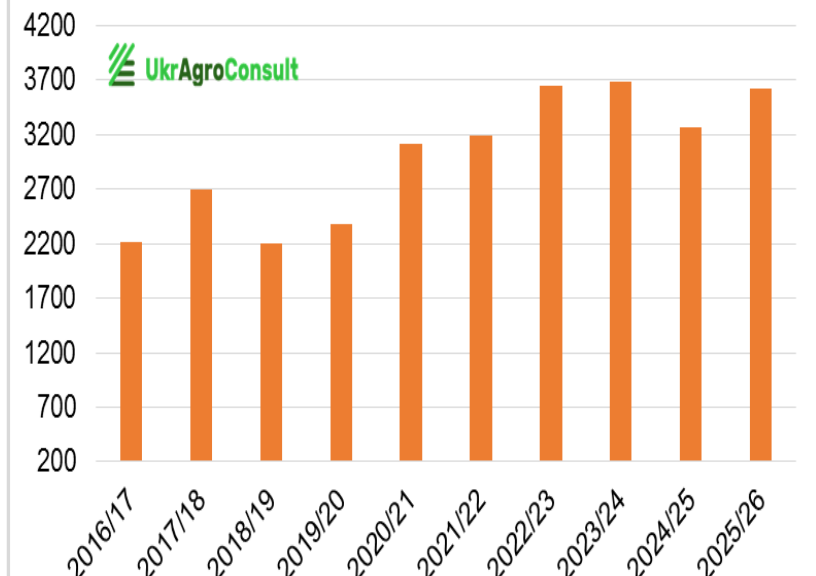
Poland. Rapeseed area, Th ha



Poland. Rapeseed yield, KMT



Poland. Rapeseed crop, KMT



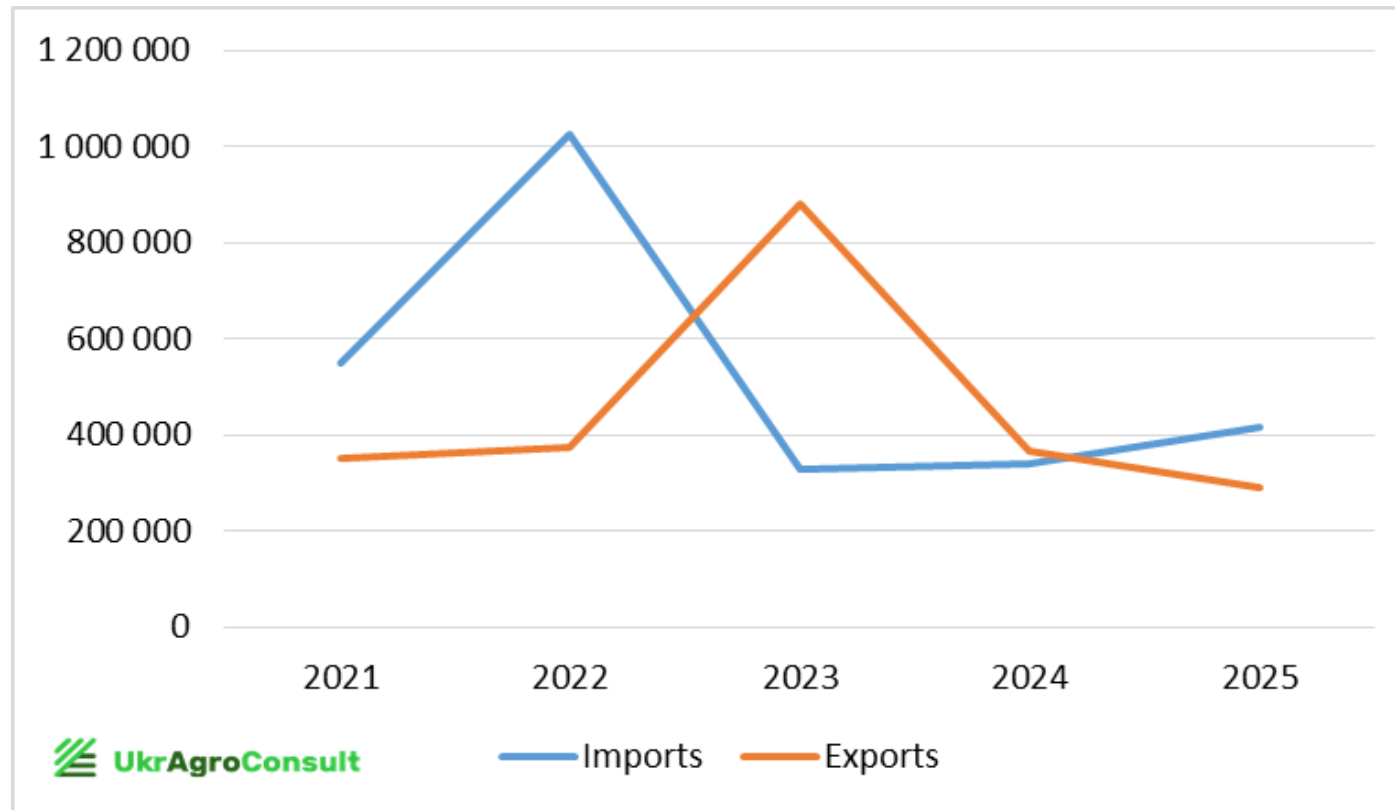
Rapeseed exports in Poland, mt

	2021	2022	2023	2024	2025
Total exports	351 708	373 107	881 138	368 169	289 724
Germany	299 771	318 697	666 615	340 851	200 687
Czech Republic	27 192	27 444	33 951	13 299	41 906
Netherlands	9	1 588	83 284	2 713	34 641
Belgium	2 178	386	37 288	572	5 786
Denmark	3 120	5 779	3 120	3 883	4 717
Slovakia	11 608	4 853	2 095	3 474	1 378
Slovenia	1		6		188
Austria	81	11	27	20	147
France	601	292	7 127	212	87
Romania	205	19	621	70	74
Hungary	1 417	607	366	25	72
Latvia	4	15	4 701	469	16
Estonia	11	18	83	17	14
Italy	27	7	45	2	5
Cyprus		1	37	12	3
Russian Federation		16	0		1
Bulgaria				9	
Belarus		39			
Finland			4 109		
Japan	60	50	20	20	
Jordan	26				
Lithuania	16	3 043	858	15	
Taipei, Chinese		79	20	60	
Norway	5 306	3 026	616	2 447	
South Africa	40				
Switzerland			0	0	
Ukraine	35	24	26		
United Kingdom		7 114	36 123		
United States of America			1		

Rapeseed imports in Poland, mt

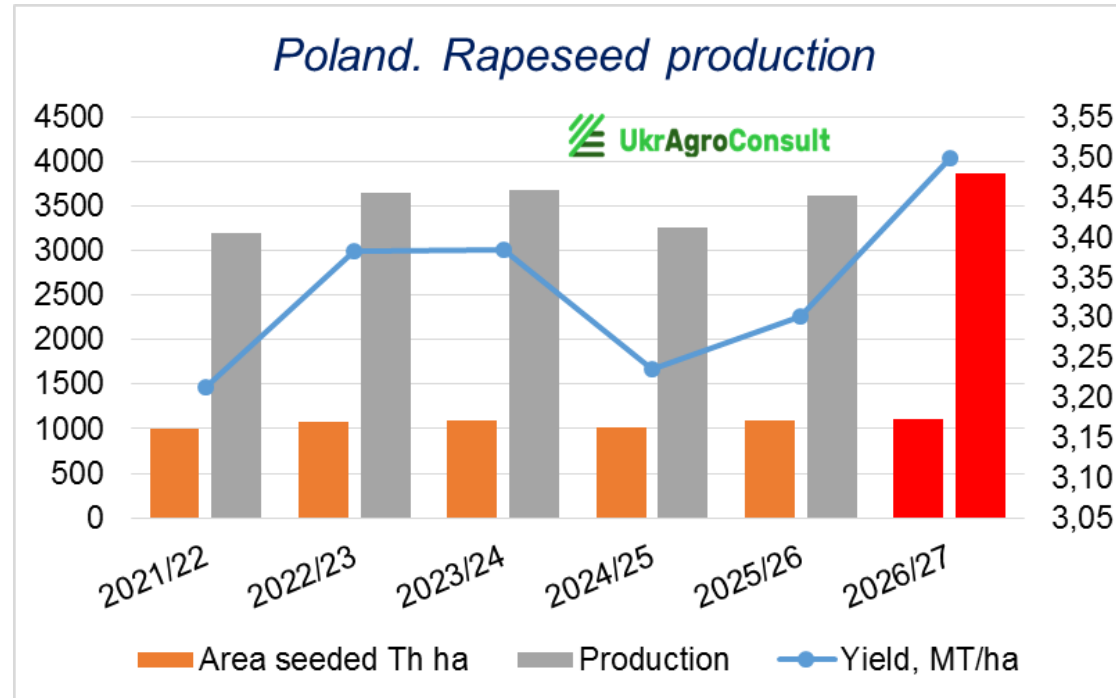
	2021	2022	2023	2024	2025
Total imports	550 511	1 027 192	327 911	339 851	416 067
Czech Republic	96 027	95 290	116 449	124 240	117 835
Germany	66 361	24 338	10 542	48 470	103 136
Romania	42 789	66 591	56 063	51 533	75 135
Slovakia	60 439	33 993	61 023	56 498	45 239
Hungary	18 056	5 438	3 786	7 365	41 359
Uruguay					22 621
Lithuania	32 004	2 405		41 708	6 822
Kazakhstan	843	6 664	1 389	3 864	2 184
France	84 533	2 064	2 018	1 822	1 719
Italy			19	39	10
Austria	51	94	69	4 047	7
Argentina		5			
Australia	25 508	127 718			
Belgium	22	5			
Bulgaria	2	2	819		
China		22			
Croatia	228				
Denmark			3		
Grenada			42		
Latvia	2 900	17			
Moldova	4 272				
Netherlands	30 023			15	
Russian Federation	396	293	200		
Spain	13	56	237	237	
Switzerland		10	30	12	
Ukraine	86 042	662 156	75 214		
United Kingdom			1		
United States of America		9	8		

Poland. Rapeseed foreign trade, mt





UkrAgroConsult Forecast



- Key trends of grain & oilseed market in the Black Sea and Danube region
- Analysis and forecasts for the short - and long-term market development



**Make the Black Sea & Danube
markets more transparent for
your business**





ukragroconsult.com

CALL: +38 044 364 5585

uac-info@ukragroconsult.org



We counsel business that feeds the world

Thank you!